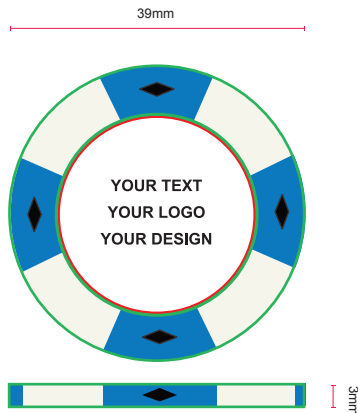


CHIPS TEMPLATE

Artemis Design_Guideline



Available in 2 sizes: ☐ 39mm x 3mm ☐ 43mm x 3mm

FIXED DESIGN
Design not editable

DESIGN AREA
This is where you can place your design

DO

- Edit and save your file in CMYK colour mode.
- Expand your text before saving (select all of the layers, click "type" in the menu, select "create outlines").
- Background colour/images must bleed to the edges of artboard

DON'T

- Flatten your layers or image before saving - it can reduce your print quality.
- Do not scale the artboard

Colours Available



Colour 1



Colour 2



Colour 3



Colour 4



Colour 5



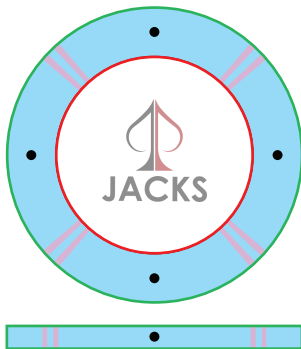
Colour 6



Colour 7



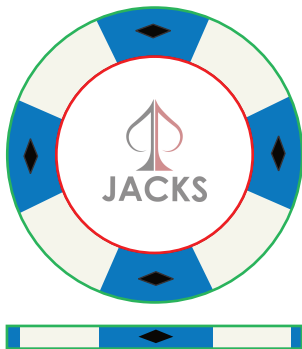
Colour 8



FIXED DESIGN
Design not editable



DESIGN AREA
This is where you can place your design



FIXED DESIGN
Design not editable



DESIGN AREA
This is where you can place your design



FIXED DESIGN
Design not editable




DESIGN AREA
This is where you can place your design




FIXED DESIGN
Design not editable




DESIGN AREA
This is where you can place your design



 **FIXED DESIGN**
Design not editable

 **DESIGN AREA**
This is where you can place your design




FIXED DESIGN
Design not editable




DESIGN AREA
This is where you can place your design




 **FIXED DESIGN**
Design not editable

 **DESIGN AREA**
This is where you can place your design



 **FIXED DESIGN**
Design not editable

 **DESIGN AREA**
This is where you can place your design

Examples full range:

